

Char's Pomeranians

CARING FOR YOUR POMERANIAN

Feeding:

I believe that beyond genetics, the dog food we feed our Poms has the most profound effect on a dog's health. I continue to research dog foods every year. I research the food as well as the company that manufactures the food. I research the ingredients, where they come from, how each is digested, and how they affect the body. Many ingredients in commercial dog foods are causing yeast to grow in the bodies of our dogs which can create systemic health problems as well as skin and coat problems. I chose Nature's Logic because I feel that the company has the same high standards that I do when it comes to dog food.

The FDA has announced that many grain free dog foods containing potatoes, peas, and other lentils are causing heart disease in dogs. Some companies have made changes to keep grain free a safe option.



I am feeding my Poms Nature's Logic **Distinction**. I mix the sardine and beef formulas so you can choose either formula. My preference is the beef formula for puppies and the sardine formula for adults. Sardines are lower in fat and calories which can help to keep the Poms at a healthy weight.

Nature's logic has two formulas. The new **Distinction** line is a step above the regular formula. It is a new formula that meets all the new FDA recommendations. I am excited about the health benefits of this food and the care that this company put forth in creating this new formula. Unfortunately, it is not available online.

If you decide to search out the Distinction line of food as I have, I can tell you it is worth the effort. The distinction line is only available at "doggie health food" or family-owned/boutique type stores. You can go on the "Where To Buy" page and then call the closest "doggie health food" or family-owned/boutique store. <https://www.natureslogic.com/where-to-purchase/> If they do not carry it, they should be able to order it.

[To order the original formula online click here](#)



I give Stonyfield Organic Whole Milk Probiotic Greek Yogurt and wild caught Alaskan salmon oil.

The key to using any human food is to check the ingredients and make sure there is no xylitol, also labeled as birch sugar, wood sugar, and birch bark extract. Xylitol is extremely toxic to dogs.



Nature's Logic is designed to meet the needs of dogs in all life stages. It can be fed to puppies as well as adult dogs.

I do not recommend feeding canned dog food.

If you choose to feed another brand, I highly recommend feeding a grain-free holistic or organic dog food free of poultry, potatoes, peas, and other lentils.

My Philosophy on dog food and feeding Pomeranians:

My most basic rule for choosing a dog food is one free of dangerous preservatives, all poultry, potatoes, sweet potatoes, peas, most grains, soy, tapioca, and beets. I only feed poultry if it is organic and it must specifically say "organic". The list could go on and on but if you avoid these key ingredients, you are likely on the right track. It is important to find out where the food is made and check recalls not only for the brand you are interested in but other brands made in the same factory.

We never free feed our Pomeranians. Measured meals allow you to know exactly what your puppy is eating. It is important that your puppy is eating enough but not over-eating. An overweight Pom becomes unhealthy very quickly. This does serious damage to the trachea, heart, and patellas. A puppy that doesn't eat enough can get low blood sugar which is very scary. I give two to three tablespoons turkey and rice, two to three times daily to each of my puppies depending on age and need. I also give a measured amount of kibble determined by each puppy's individual need. An individual feeding schedule will be provided before you bring your new puppy home. I sprinkle 1/4 tsp NuVet Plus Powder on their food twice daily. I give a NuJoint Plus wafer daily as a chewable treat.

I feed a measured diet to my **adult** Poms of 1/4 to 1/3 cup kibble daily (split in two meals) with 1/4 tsp NuVet Plus Powder sprinkled on the food. I give a NuJoint wafer daily as a chewable treat. An adult Pom does not need the turkey and rice meals and should be weaned from this by 6 or 7 months of age. This is important because most Poms should not have a high carb diet after this age. The Poms love NuVet Plus so it can be sprinkled directly on the dry kibble once the puppy is weaned from the turkey and rice recipe.

It is important to realize that if you feed treats, less kibble is necessary to maintain proper weight. For this reason, I mostly stick to hard bones for treats that help promote healthy teeth. Hard bones to chew on have no impact on the measured diet above.

I cook for my puppies:

2 pounds browned organic ground turkey
2 cups cooked organic white rice.
½ small can of canned pumpkin (no pie spices)
Stir together. Serve warm.

I over cook the rice until it is starchy which aids in digestion and gives the food a creamy texture. I add extra water when mixing the ingredients together. Dark meat is often more flavorful with a stronger aroma, enhancing the appetite. It is very important that the puppy eat enough each day and this helps keep the appetite up. Leftovers can be refrigerated for five days or frozen in single servings. You will need to have this prepared for the puppy before arrival.

**A convenient tip is to freeze a batch of turkey and rice in ice cube trays, then take out one serving at a time.

When weaning the puppy off the turkey and rice: Every 5 to 7 days, reduce the amount fed per meal by one tablespoon. Watch closely that the puppy is eating the kibble as you reduce the amount of turkey and rice. Use that as a sign to further reduce the turkey and rice. When you have reduced the turkey and rice to one tablespoon per feeding, you remove the lunchtime turkey and rice meal next. After that, it is an individual decision based on the puppy's needs. If the puppy eats kibble best in the morning, then take the evening meal of turkey and rice away last. At this point, always offer kibble before the turkey and rice. If the puppy is consistently eating the kibble when offered, you can safely remove the last meal of turkey and rice. It is very important that you are aware of your puppy's eating habits and closely watch that your puppy eats well. Not eating is often the first sign of illness and a key factor in keeping your puppy healthy.

Have fresh water available at all times.

I highly recommend NuVet Plus.

	
<p>I started using NuVet Plus with my Poms in 2005 and have continued to do so with great results. It is designed to boost immune system health. The immune system is at the core of our Poms overall health. We give the powder formula to all of our Poms and highly recommend it.</p>	<p>More than a million pets are using NuVet to protect against most ailments (from back yard pesticides, pet food allergies and hormones, toxic formaldehyde in furniture and carpeting, ailments transmitted from dog parks and the vets office, etc), while maintaining beautiful skin and coat. NuVet Plus is not just a vitamin. It is an immune system builder with a precise balance of vitamins, minerals, omega fatty acids, amino acids, and high-potency antioxidants.</p>

I give NuVet Plus and NuJoint Plus to all my Poms for life. The two supplements are formulated to complement one another perfectly. I am convinced that the NuJoint Plus is a great preventative to help keep the joints healthy for life and may help to protect the trachea, especially important for toy dogs.




For younger dogs (under 2 years old), it strengthens their immune system, while building and strengthening the cardiovascular, skeletal and nerve systems.

For dogs in their prime (age 2-8), it improves the luster of their skin and coat while protecting against allergies, skin and coat problems, staining from tears, digestive problems, etc.

For older dogs (over 8 years old), it helps reduce and eliminate arthritis, tumors, premature aging, cataracts, heart conditions, diabetes and many types of cancer, while extending life and improving vitality.

For your convenience, you may order directly from the manufacturer (at up to 50% off what most veterinarians charge) by calling 800-474-7044 and using Order Code: 54407, or ordering online at www.nuvet.com/54407. Use autoship to save an additional 15%.

Treats and Bones:

		
<p><u>Nature's Logic Dog treats</u> Use small pieces as training treats.</p>	<p><u>Merrick Power Bites</u> Soft chewy treats make great training treats. I sometimes crumble a few on top of the food for a finicky pup.</p>	<p><u>Split Elk Antlers</u> Great for Poms to chew on. The Kong brand is a favorite. I love that these are not messy.</p>

When Your Puppy will not eat:



Nutri-cal is a high calorie/nutrient supplement. It is very important to have Nutri-Cal on hand before receiving your puppy in case of a lack of appetite. **Bring with when you pick up your puppy.** You can purchase it from your veterinarian and most pet stores.

[Click to Order Nutri-cal](#)

These Pom babies are small and require frequent meals. It is very important that you not only feed the puppy but **watch that the puppy actually eats at every meal.** Small puppies can easily get low blood sugar if they do not eat and this can become life threatening. This can occur during stressful periods such as adjusting to the new home, traveling, bath day, vet visits, and teething. If they don't eat at least half the meal, give four pea size dabs of Nutri-cal.

Low Blood Sugar:

Cause: Stress can cause lack of appetite, which can cause low blood sugar. Stress can be caused by chill, a missed meal, exhaustion, or even going to the new home. Stress causes an added strain on energy reserves of the liver, which can bring on symptoms. Low blood sugar can also be caused by improper diet or poor quality food. It can be caused by motion sickness or lack of appetite due to mouth pain during teething.

Signs: Low Blood Sugar seems to occur primarily in toy breeds between four and twenty weeks of age, and again during teething. An early sign of trouble is when a healthy puppy suddenly is drooling, becomes weak, and listless. A veterinarian must be contacted immediately. Advanced stages include seizures, coma, and death.

Prevention: Nutri-Cal is an excellent high caloric paste supplement, which your puppy will love. We will give our puppies Nutri-Cal three to four times daily if they are not eating enough. Feed high quality food and give your puppy 3-4 small meals every day. The best prevention is to WATCH to be sure they actually eat at every meal. Remember their bellies are small and only hold a small amount at one time so frequent meals are important.

Treatment: Contact your veterinarian at once. Glucose injections may be needed to restore blood sugar levels. Karo syrup can be given to help increase blood sugar levels until you arrive at the veterinarian's office. Prolonged or repeated attacks may cause permanent brain damage so it is important to recognize how serious this can become. Leave your puppy under veterinary care until the puppy is willing to eat on his own again.

Other tips in case of emergency

1. Nutri-cal is of top importance. You can wipe it on the roof of the mouth so they can't spit it out.
2. Royal Canin Recovery prescription dog food is good to feed a puppy that has stressed. Please note that this food is high calorie so may cause loose stools. I always keep a can on hand.
3. Baby food with bananas in it will also give the puppy the Vitamin K or potassium that may be needed. Give this if your puppy is willing to eat.

PLEASE BE SURE YOUR PUPPY EATS AT EVERY MEAL!!

Dental Care:

It is very unhealthy to allow tartar to build up on the teeth. Tartar causes bacteria. The bacteria can cause or worsen other conditions such as diseases of the heart, kidney and respiratory system. Your vet should check your Poms teeth regularly.

The number one question I am asked:

How often should my Pomeranian have a dental cleaning? There is no simple answer to that question. Each Pom is different but proper home dental care can make a big difference.

 <p>A photograph showing several pieces of split elk antlers, which are commonly used as dental chews for dogs.</p>	 <p>A photograph of a white spray bottle with a green cap and label, labeled 'Petzlife Oral Care Spray'.</p>	 <p>A photograph of a blue toothbrush and a tube of 'CET' toothpaste for dogs and cats.</p>
<p>The Poms love to chew on these split elk antlers.</p> <p>Poms that don't chew on bones need dentals more frequently. It is important to encourage your young puppy to chew on bones. Then they are more likely to chew as they get older. I encourage them to chew and the antlers are wonderful for keeping the teeth clean.</p> <p>Chewing also helps the baby teeth to fall out. Your vet should extract any remaining baby teeth between six and nine months of age, usually the younger the better.</p>	<p>Many Poms need a dental every six months. Dentals are not a replacement for home dental care.</p> <p>I highly recommend brushing your Poms teeth daily. They love doggy toothpaste making the task much easier.</p> <p>I also use Petzlife Oral Care Spray to help keep the teeth and gums healthy. It works well to soften the tartar and keep new tartar from hardening. Softer tartar scrapes off easier when the Poms eat kibble, chew on antlers, and when you brush their teeth.</p>	<p>Tooth brushing is important so we start our puppies young. This makes it easier for you.</p> <p>There is technique to tooth brushing so I recommend starting with the finger toothbrush that slides over your finger - then you and your puppy can advance to a small toothbrush as you become comfortable together.</p> <p>I let them lick a little bit and have fun with it. I usually do this while sitting on the floor during playtime. I do not hold them tight as that can scare them.</p>

Choosing A Groomer:

It is a good idea to learn to groom your Pom yourself. This can be a special bonding time.

Many groomers are not properly trained to groom a Pomeranian. I highly recommend that you request **no** cage drying. Poms can become overheated which can cause tracheal damage or death. Remind the groomer every time you drop your Pom off.

There is a risk that the Pomeranian coat will not grow back if you shave or trim the coat. We recommend never trimming the coat shorter than four inches. Be sure you tell your groomer every time you drop your Pom off. I have heard so many stories about it being on the chart or the owner didn't ask for trimming but the groomer shaved or trimmed the coat. Be certain that the groomer understands your expectations each and every time.

If it is necessary to send your Pom out for grooming, interview perspective groomers. I recommend that you personally visit a few that seem to be private owned smaller establishments. When the owner of the business is also the groomer, they generally care more about your happiness. Talk to the groomer or owner and choose one that you feel comfortable with. Be sure they understand your expectations and build a good relationship with your groomer. The same is to be said when choosing your veterinarian.

Choosing to Groom your Pom yourself:

Bathing:

Poms go through two coat transitions before getting their adult coats. The first puppy coat is shed between 4 and 6 months of age. Then your puppy will grow an intermediate puppy coat. That coat will get big and plush. Then the Pom will shed again between 12 and 18 months, before growing their most magnificent adult coat. If you keep your Pom clean and brushed, you should seldom notice dog hair in the home.

Always brush and comb out your Pomeranian before bathing and again while blowing dry. When done, you should be able to easily comb through all the coat, down to the skin. You may bathe your Pom puppy weekly. As your Pom matures, you may find that they only need a bath once monthly. I am a fan of the NuVet Labs grooming products. My favorites are the NuVet tea tree shampoo, soothing skin spray, oatmeal pet spray, and the ear cleaner. I also use the stain and odor remover for keeping the environment clean.

If your Pom has an oily coat, non-ultra Dawn dish soap will help remove the oil from the coat. I use a dab of Dawn dish soap around the ears to remove those natural oils. Those oils cause clumping and mats which are painful to remove. I clean the ears monthly and follow up with the vet if there is dark debris inside.

During the spring shed, comb out and bathe carefully at least once weekly for 2-3 weeks to prevent hair in the house. I use a small fine-tooth comb or v-rake to remove the dead undercoat. There is a risk that the Pomeranian coat will not grow back if you shave or trim the coat. We recommend never trimming the coat shorter than four inches and preferably not at all.



For your convenience, you may order your grooming products directly from the manufacturer (at up to 50% off what most veterinarians charge)

Call 800-474-7044 and use Order Code: 54407, or order online at www.nuvet.com/54407. Use autoship to save an additional 15%.



Trimming Your Companion Pomeranian:

Groomers often get carried away with sanitary trims. A proper sanitary trim is a small area the size of a quarter. If stool sticks in the hair occasionally, you can wash that area and use a little baby powder to clean up. You can use baby wipes to keep them clean and fresh smelling all the time. If you choose to trim, it is important to understand that the coat doesn't always grow back.

To trim the hair on the ear, put the ear between your first finger and thumb with your thumb on the front of the ear and your nail pointing up. Run your thumb up the front of the ear to feel where the skin ends. Trim just above the top of the ear skin with only a slight curve. You can basically follow the shape of the top of your thumb but do not trim down the side of the ear. Never trim the ear into a triangle or your Pom will look foxy. To trim the hair on the feet/legs, slicker the hair on the legs in an upward direction. Trim all the longest hair on the front of the toes. Do not trim any hair on the back of the legs above the carpal pad.



Large Kenchi Slicker

I order the **large** because it has longer pins which are necessary to get through the Pomeranian coat. I use this for brushing while the dog is dry and also while blow drying to separate each hair down to the skin.

[Click for KENCHII Slicker Brush, large](#)



Kenchi Pin Brush

I use this for brushing while the dog is dry and also while blow drying to separate each hair to the skin. I like the pin brushes that do not have the little round nobbs on the ends of the pins. Those nobbies can catch and pull the hair.

[Click for KENCHII Oval Pin Brush, Large](#)



Medium Coarse Comb

I use this when combing over the body.

[Click for Master Grooming Xylan Comb](#)



Short Face & Finishing Comb

I use this for under the eyes, around the ears and on the shorter hair on the hips and legs.

[Click for Master Grooming Face/Finish Comb](#)

Nails:

Keeping your puppy's nails clipped to the proper length is essential to joint health and comfort. Nails should be trimmed every other week and kept short. Leaving nails too long can lead to arthritis later in life. Long nails will break down the joints in the lower leg and damage the legs. A low rpm (5,000 to 10,000 rpm) cordless dremel works well to file the nails down - you would need to do this every week to keep the nails short. You only press it to the tip of the nail for a few seconds, remove, and then press again. Continue this process until you see the tip of the quick(a small pink spot). You do not want to just hold it to the nail or it will get very hot. Electric dremels are too powerful for grinding Pomeranian toe nails.



	
<p style="text-align: center;"><u>RESCO Pro Series Nail Clippers, Large</u></p>	<p style="text-align: center;"><u>Kwik-Stop Styptic Powder</u></p>

Eyes:

If your puppy is prone to a slight eye discharge or tear stain, wipe the eyes daily with Angel Eyes Tear Stain Wipes. I notice the stains most frequently during the windy times of year. Tears are also more common when flying and from the forced air of vehicle air conditioners.

I use Angel Eyes Plus Tear Stain Wipes and Angel Eyes Plus Soft Chews as needed.

Remember that Angel Eyes prevents future stains. It can take 6 weeks to remove existing stains.

	
<p style="text-align: center;"><u>Angel Eyes Tear Stain Wipes</u> Wipe under the eyes to gradually remove current stains and prevent future stains.</p> <p style="text-align: center;"><u>Click for ANGELS' EYES Gentle Tear Stain Wipes</u></p>	<p style="text-align: center;"><u>Angel Eyes Soft Chews or Powder</u> Sprinkle Angel Eyes Powder on the food or use Angel Eyes Tear Stain Soft Chews.</p> <p style="text-align: center;"><u>Click for ANGELS' EYES Plus Beef Soft Chews Tear Stain Supplement</u></p>

Skin Trouble:



Medicated Shampoo is known to resolve many minor dermatological conditions including itchy dry skin, dandruff, flushes out infection in the hair follicles, hot spots, skin infections, lick granulomas, acne, seborrhea, and more. Shampooing every week is highly recommended while the condition exists. Lather and let it sit on the skin for ten minutes before rinsing. Do not let the dog lick the lather.

If needed, this is my favorite brand: MICONAHEX+TRIZ Shampoo for Dogs & Cats, 16-oz bottle - Chewy.com

[To order this medicated shampoo click here](#)

Choosing A Vet:

I would not choose a vet who also treats farm animals. Toy dogs need specific care based on their size.

Interview perspective veterinarians. I recommend that you personally visit a few that seem to be private owned smaller establishments. When the owner of the business is also the veterinarian, they generally care more about your happiness. Talk to the veterinarian and choose one that you feel comfortable with. Be sure they understand your expectations and build a good relationship with them.

Be proactive and research recommended vaccines, products, and procedures. Not all recommended products are safe so make educated choices. You can say no or reschedule and take time to research.

Spaying and Neutering:

There are important health reasons for spaying and neutering at a young age such as pyometra, a life threatening infection in females. It also reduces the risk of breast cancer in females and prostate cancer in males. Early spaying and neutering can help with house training. This also makes for a calmer, gentler pet.

Heart Worm, Flea & Tick Control:

Talk to your vet about proper flea control for your area. Not all recommended products are safe so make educated choices.

I use Heartgard for heartworm preventative on the 1st of the month. I use NexGard for flea and tick preventative on the 15th of the month. I do not use any combination products that target external parasites in combination with heartworm prevention. It is my belief that those products are too strong for our tiny toy dogs. I try to space all products out as much as possible to help keep my Poms healthy.

Worming:

Loose stools during transition can be a sign of Giardia or Coccidia. These are one cell organisms that can cause loose stools. Both can be dormant in the intestines of puppies and become active when the puppy is stressed such as surgery, traveling, and adjusting to the new home. These can make the puppy sick if they become active and are not treated. The puppy has two normal stool samples before delivery but these parasites can be tricky. I recommend two stool checks in the first 30 days of bringing your puppy home.

Vaccinations:

Vaccines protect our puppies against life threatening disease but require careful consideration. A puppy typically gets three DAPPV vaccines given four weeks apart. Most of my puppies have the entire puppy series of DAPPV vaccines before going to the new home. This depends on age. They must get the last DAPPV vaccine in the puppy series on or after 16 weeks of age.

This vaccine includes:

Canine Distemper
Infectious Canine Hepatitis (Adenovirus)
Parvovirus
Parainfluenza

Studies show that the protection from DAPPV vaccines after the annual booster (16 month) could last 3 years and possibly for a lifetime. I personally recommend an annual titer test each year to see if a vaccine is needed. Over vaccination is damaging to the immune system, causing so many health problems in our dogs.

I also commonly vaccinate my puppies against:

Rabies
Bordetella

We do not want to overly challenge the immune system with too many vaccines all at once. That is why I choose never to give a rabies vaccine the same week as a DAPPV vaccine. I believe in the studies that support that as being too much for the immune system to properly support. I prefer giving these a month apart whenever possible. Any other vaccines offered by your vet are optional or more specific to your area.

I am careful to limit vaccines and weigh the benefits against the risk of disease before giving a vaccine. The bordetella vaccine is known for a mild reaction of sniffles, sneezing, and sometimes a cough can develop. The reaction to the vaccine is much milder than a full-blown case of kennel cough. With travel, we do not know where other dogs on the planes are from so I would not let a dog travel without a bordetella vaccine.

The first rabies vaccine is good for one year. After that, most state laws require a rabies vaccine every three years.

I do not vaccinate against Lepto due to the high incidence of deadly vaccine reaction as well as other life altering side effects. Some of these side effects develop much later in life such as seizures, kidney or liver failure, and autoimmune diseases, just to name a few.

Over-vaccination can greatly alter the health of your pet, shorten the life span, or even cause sudden death. Be proactive with research rather than simply agreeing to all recommended vaccines and products. Your vet may be contracted by the drug companies to recommend these products.

Choosing Pet Insurance:

Just as health insurance is a necessity for you and your family, it is also an essential choice for your puppy. Pet Health Insurance can greatly benefit your puppy's overall health and longevity by allowing care you may otherwise not be able to provide.

Catastrophic Coverage is an additional coverage choice that can ease many tough choices that pet owners may be forced to face when their pet needs surgery or other critical care.

There is a wide variety of coverage available and a great number of companies to choose from. Speak with your veterinarian about the best options available for you and your Pom.

Choking:

I give very few treats because I believe they are a choking hazard. Dogs are also very curious, using their nose and mouth to investigate interesting and new things. The sudden onset of forceful coughing, pawing at the mouth, and respiratory distress in your Pom suggests a foreign body may be caught in the larynx. A choking episode can cause permanent damage to the trachea/respiratory system.

Reverse Sneezing:

Reverse sneezing can seem alarming. It is often mistaken by new owners as collapsing trachea. During a reverse sneezing episode, the dog makes a loud snorting noise caused by attempts to draw in air. This may repeat several times. After the episode is over, there are no lasting effects.

Reverse sneezing is believed to be caused by a temporary spasm of the muscles of the larynx, likely due to inhalation of dust or other fine particles. This episode generally ends on its own within a minute. It can also be ended by placing your finger over the dog's nostrils for an instant.

Reverse sneezing is common in Pomeranians.

Trachea:

Collapsing trachea is almost unheard of in puppies. A persistent noise is more likely an upper respiratory cough, vaccine reaction, or reverse sneezing. You should contact your vet for diagnosis. Upper respiratory conditions can lead to pneumonia and that can become life threatening very quickly. Collapsing trachea can be hereditary or caused by environmental conditions.

A few common environmental causes of collapsing trachea:

Overweight ♦ Becoming Overheated ♦ Careless Groomers ♦ Chronic Respiratory Disease ♦ Pulling Against A Collar ♦ Respiratory Irritants ♦ Second-hand Smoke ♦ Vape ♦ A Choking Episode

Patellas:

I do not believe in the practice of forcing the patella out of joint to see if they can make them luxate, especially on puppies. Many vets do this but it can damage the patellas for life. The patella tends to be soft at this age because the puppies have only been up on their feet a couple months and are still building muscle mass and strength. I have worked hard for many years to have sound patellas in my Poms so I caution everyone on this.

Open Fontanel:

An open fontanel in puppies is normal. That is what allows room for the brain and head to grow after birth. A puppy is still growing at five months of age but the growth will be much slower the next several months after that. The fonts usually close by one year of age. I have seen an occasional adult that still has an open font and no problems at all. I have not had to do anything special for them or treat them differently. Many Chihuahuas, Shih Tzu's, Pugs, and Bull Dogs, along with many other toy breed dogs, live their entire life without the fonts closing completely. It is more common in breeds with rounder heads.

Proper Exercise:

Regular exercise is very important in maintaining proper weight and health. Exercise helps to burn calories. It also helps to improve heart health, digestion, muscle strength, and physical well-being. A Pomeranian can get plenty of exercise, even in a small apartment. The appropriate amount of exercise can be achieved while playing with your Pom. Active playtime before bedtime is beneficial to you and your Pom.

Poms love toys. I rotate the toys, giving different toys each day. The favorites are toys with long legs, crinkle paper, small balls, and small squeaky toys. They enjoy chasing the little cat balls but I only let them have those with supervision. Pom puppies are smart so they also enjoy kong toys and wand toys for cats.

Weight:

It is my belief that most Poms are overweight. The common misunderstanding that Poms should be round like a barrel leads to this very serious problem. Many veterinarians do not bring this to the owners' attention until it is severe. You should not "just barely" feel the ribs but truly feel them. Poms should have a distinct waist where the rib cage ends.

I worry about this because being overweight can cause many health problems, from collapsing trachea, patellar luxation, and heart disease. We love our Poms and want them to be with us for as long as possible so it is a must that we help them to maintain healthy weight. Our Poms should be fed a measured diet to prevent this problem.

I cannot tell you if your Pom is overweight but I want you to consider this and make that decision. How much are you feeding? What are you feeding? Are you giving frequent treats?

I recommend to feed (4 to 6 pound) adult Poms 1/4 to 1/3 cup kibble daily, split in two meals with 1/4 tsp NuVet sprinkled on top. I give a NuJoint chewable wafer daily. I do not feed diet foods to my Poms. I would rather continue to feed a high quality food and reduce the quantity. I reduce the quantity of food intake by half and see if they start losing weight within two weeks. If not, it can be reduced more. You can add green beans to their food if they think they are still hungry. Many Poms are food motivated so they tend to think they are hungry regardless of how much we feed them. That is why we must measure their food.

I **never** say that a puppy will be an exact weight. Weight charting is an **estimation**, not a guaranteed size. No one can tell you an exact weight and if they try, they are not being honest. Even with thirty plus years of experience, it is impossible. All that said, I am very careful with the estimation process and take many more steps than most pet caregivers to make sure I am as accurate as possible. I use multiple methods of estimation on each puppy and compare the results from each to be as accurate as possible. Poms are pretty much full grown at six months of age but sometimes they quit growing sooner and other times they grow longer.

House Training:

We want to be sure our families are successful with their new puppy. House training is one very important reason why I feel that Pomeranian puppies are not ready to go to new homes before four months of age. A three-month-old puppy requires multiple potty breaks plus a meal during the night. A four-month-old puppy generally requires one potty break during the night.

At four months of age, a Pom puppy will need to potty once, half-way through an eight hour night. No meal is required during the night since the puppy is now fed every eight hours. During the day the puppy should be taken to the potty area every two to three hours plus after eating, drinking, and naps. After each month passes, add one hour of additional time between potty breaks until he can hold it for seven to eight hours. A mature and well trained adult Pom should not be expected to hold it more than eight hours.

House training will be easier if you do not allow the puppy to have free run of your entire house. Puppies do not go to the door and bark to go out. In general, there must be more maturity for that. With Pomeranians and other toy breeds, our focus in early training is to teach them not to be too yappy. It is often best to teach them to ring a bell hanging on the door if that is something you want. I train to a schedule and daily routine rather than expect them to tell me when they need out. This works to reduce the risk of accidents and accidents lead to bad habits.

If you choose not to use potty pads, it is best to avoid them completely during the training period, unless you are going to be away for several hours. Then there needs to be a correct place to go potty so bad habits do not develop.

You can take the puppy to various places outside to go potty but he will go faster if you go to the same place each time. This is because there are less distractions and new things to check out. In general, they will not go potty while walking. It is best to have an area where you can stop for a bit, part way through the walk and again at the end.

Avoid These Household Hazards:

There are a few things that you need to know to ensure the safety of your Pom.

You should never leave your Pom unsupervised outside. Puppies are curious, wandering about to investigate their surroundings. You can never be sure what they will come into contact with. It is important to keep your puppy off balconies, high decks, raised porches, and other elevated surfaces if there is any chance they could jump or fall.

Keep all chemicals such as cleaning supplies, detergent, bleach, fabric softener sheets, paint and thinner, fertilizer, disinfectant, insect and rodent repellent, and antifreeze stored in a secure area. Be sure that your Pom cannot gain access to these and other chemicals.

Keep poisonous house and garden plants out of reach of your puppy, including fallen leaves.

Many foods are toxic to dogs. One lethal ingredient that I want to mention here above all else is Xylitol. It is a sugar substitute found in many human foods from peanut butter to chewing gum. Read labels before giving your Pom any human food. Watch that no handbags or gym bags are left on the floor where your Pom could get a piece of chewing gum. The risks are as serious as severe seizures, organ damage, or death.

Do not use electric heat pads or blankets in your puppy's bed, and keep electrical cords covered or out of reach. Chewing electrical cords can cause mouth burns, electrocution, death, and fire.

Keep plastic bags away from your Pom. He could be trapped inside and suffocate. He could also chew the bag and swallow small pieces of the plastic which could cause choking or be harmful to his digestive system requiring emergency surgery.

Ribbons or collars around your puppy's neck can be dangerous. He could catch these on something and choke. He could also chew and swallow these leading to digestive problems or emergency surgery.

Male versus Female:

The male versus female debate is full of opinions that are often unfounded or vary from breed to breed. It is my opinion that my male and female puppies make equally great companions.

I highly recommend considering the specific traits of the individual puppy rather than a generalized viewpoint so that you get the best puppy for your family and lifestyle.

I find that my male and female puppies are equally trainable.

As is often the case in mammals, the males can be the fancier choice with a more profuse coat.

Socialization:

A well-socialized puppy is a happy puppy. You should have your pet interact with a wide variety of family members, friends, and strangers while he is young so he learns to get along well with all kinds of people. Socialization permanently shapes your Poms personality and how he reacts to things in his environment. It is important to gently introduce your Pom to a variety of new people, places, and situations. This will help your Pom to have more confidence in his surroundings and to be less fearful of new things.

Proper socialization can be easily accomplished by taking them on family outings, shopping, lunch, and planning play dates with friends with toy dogs. The more places you take him, and the more people he meets, the easier it will be for him to take new situations in stride as he matures.

A combination of good genetics and proper socialization can prevent fear induced barking behavior. This is very important and one of the reasons Char's Poms are so popular. We also start training with our puppies very young so they do not develop the habit of nuisance barking. Continued training is very important.

If you choose to socialize your Pom in puppy classes, ask the trainer about their policy regarding vaccinations and aggressive dogs. A class for toy dogs is ideal.

Special Tips:

Prevent all Poms from jumping on and off furniture. This should prevent injuries to their patellas as well as broken bones. Teach them that if they are placed on furniture that they must stay there until you lift them off. Or simply don't leave them alone on furniture.

Children and Pomeranians can get along just fine if the children are taught proper behavior with the puppy. Children must learn to properly handle a Pomeranian and only do so under direct supervision. Small children should be encouraged to sit on the floor to hold a Pomeranian. They should not carry the Pomeranian. You should be sure that your child's friends also know how to treat the Pomeranian. Pomeranians are for gentle loving. When toy breed dogs are teased and tormented by children, they learn to dislike children. The dog will either run and hide from the child or defend himself. If you see this type of behavior, it is past time to have a talk with the children. Prevention is key to mixing children and toy dogs. We have many happy owners with children.

I often hear about Pomeranians being hurt by large breed dogs. The most common is large breed puppies that innocently hurt toy dogs in play. Large breed puppies like to bounce around when playing and could land on a small dog causing serious injury. Always take care to protect your Pom from larger breed dogs that are not familiar with toy breed dogs. Hunting dogs can naturally think a Pom is the prey. All that said, large and small dogs can get along just fine with proper training and supervision. We have two large breed dogs here who love the Poms and they all get along great.

Poms need stimulus and an environment that will enhance their intelligence and their physical being. Provide several toys and play games with your Pom. Pomeranians love finger games and chasing small balls.

I do not recommend the use of collars on Pomeranians. Collars mat the coat around the neck. If a collar is necessary, please use a rolled leather collar. Do not leave a collar on a dog that is not supervised. I only use a leash and harness for taking walks.

Transitional Tips:

Our puppies are used to having a little bit of alone time in the puppy play pen every day. The best thing you can do when you first arrive home is have a potty break and then put the puppy in the puppy play pen – with a serving of turkey and rice. If you are potty training outside, take him back outside a half hour after he eats. It's best to find somewhere quiet and just stand and wait while he takes in his new surroundings. Distractions are aplenty in this moment. After he goes potty, go back indoors and let him explore his new home. If he hasn't went potty yet, hold him for 15 minutes and then go back outside. If you put him down in the house in that moment, and he hasn't went potty, he is bound to have an accident.

Using the puppy play pen right from the start will help keep it a normal part of the routine. Otherwise, he will quickly learn to cry when you put him in his puppy play pen. If he does cry, you must be able to ignore that behavior and go to him when he is quiet. A snuggle pet, toys, and elk antler are great for him to have in the puppy play pen. I also use a water bottle in the puppy play pen since it will not spill easily.

Shopping with Char's Poms:

I recommend you do a Google search under shopping for "Puppia harnesses" to see all the cute styles. These are sold in so many places so that is the best way to find the color and style you want.



If your Pom is trained not to pull against the lead, you may consider a lightweight show lead for walking. This is a lightweight lead and collar combination that you simply remove after the walk. The kindness leads are safest for the respiratory system and come in many beautiful styles. When style matters, this is the way to go! I also prefer a martingale style show lead since they cannot pull their head out of the lead.









[Click to shop for show leads](#)



I order my main grooming tools, water bottles, and show leads from www.Pawmarks.com

I order some pet healthcare products from www.RevivalAnimal.com

				
<p>In The Company of Dogs is a an online store with a great selection of high quality items for your Pom. They have some of the prettiest yet functional gates, pens, beautiful beds, car seats, and a line of great toys that are made in the USA. www.InTheCompanyOfDogs.com</p>				

		
<p><u>SleepyPod Air</u> A soft airline approved carrier is required for travel by plane. We recommend this brand of crash tested carriers for car and airline travel. Several of my clients have these and really like them. Click to order SleepyPod carriers</p>	<p><u>Water Bottles</u> We love these leak proof water bottles for the Poms. You can use this stand or hook them directly to the side of a puppy pen. We also order our grooming tools and Kindness Leads from this site. Click to order water bottles</p>	<p><u>Designer Bags</u> Many designers have designed pet carrier bags also known as doggie purses for use around town. Posh Puppy Boutique is a fun place to shop online for doggie purses, beds, toys, airline approved carriers, harnesses, leashes, etc. Click for Posh Puppy Boutique</p>

		
<p><u>Potty Training Pads</u> I like these Extra Large pads while training the puppies. If you only have one Pom you may prefer the standard size.</p> <p>Click here for Puppy Pads</p>	<p><u>Ultimate touch</u> I use this to aid in removing a tangle or mat during shedding. It is gentler than a comb in such circumstance. If you need one, search Amazon.com for Four Paws Ultimate Touch V-rake</p>	<p><u>Richell Expandable Puppy pen</u> I like a pen that is two foot tall. With this pen, the small is similar to the size that I have. My play pens for nighttime are 2 foot by 4 foot. A standard size potty pad takes up half the space but leaves room for their bed and playing. If you have room, the larger pen will give more space for playing.</p> <p>Click for Puppy Pen</p>

	
<p><u>Snuggle Puppy</u> The best choice for soothing your puppy when alone in the puppy pen.</p> <p>Click for Snuggle Puppy</p>	<p><u>Coolin' Comfort Bed</u> Spending time outside in the heat – our Poms love these cushy cooling mats. This one is orthopedic so ultra cushy.</p> <p>Click for Coolin Comfort Bed</p>



Pet Edge has a variety of toys and beds at great prices.

Pictured are some of our Poms favorite toys and beds. Shipping rates are high but they have a code for free shipping when you spend a minimum amount. Find the promotion on their home page.

www.PetEdge.com

A resource I find helpful is Dogs Naturally. Education is often the key to keeping our pets healthy. <https://www.dogsnaturallymagazine.com/>

Do you have a balcony or fence with openings wide enough for your Pom to walk through? Don't take chances with your toy-sized dogs. An accidental fall from a balcony or escape under a fence can have terrible consequences. Check out [Puppy Bumpers](#). Even with Puppy Bumpers, direct supervision is necessary.

Show Information:

A good, but very general, book that I have read on showing is called **Dog Showing for Beginners** by Lynn Hall.

There are lots of dog shows - go to [Infodog](#) to find shows in your state.

When the map comes up click on the state - you will get a list of shows - "AB" stands for "all breed" and those are the shows to look at for conformation events - you can click on the name of the kennel club to get more information about the show.

Our experience is 30+ years of hands on experience with the Pomeranian breed as well as learning at the dog shows from many breeders of other breeds, dog show judges, and dog fanciers. I attend various seminars and work diligently to enhance the lives of Pomeranians. It is the job of your veterinarian to assess what they see on a given date, in the few minutes time they are with your pet, and not necessarily hands on living with various animals on a day-to-day basis. It is important to keep in mind that many veterinarians seldom differentiate from breed to breed, or normal breed characteristics, or size differences during their evaluations. All details on this page are based on Char's Pomeranians Inc's 30+ years of experience with the Pomeranian breed and not meant to replace veterinary care.